


Please note: the platform works best when using Chrome or Edge as your browser

Thank you for registering for an MSEN Virtual Career Fair. We are excited to support your amazing career journey!

This guide will show you how to maximize your MSEN Virtual career fair experience, navigate the MSEN platform efficiently and ensure you shine to hiring employers!

1. **Head to the MSEN:** On the day of the virtual career fair, begin by navigating to msen.vfairs.com and clicking the “Login” button.

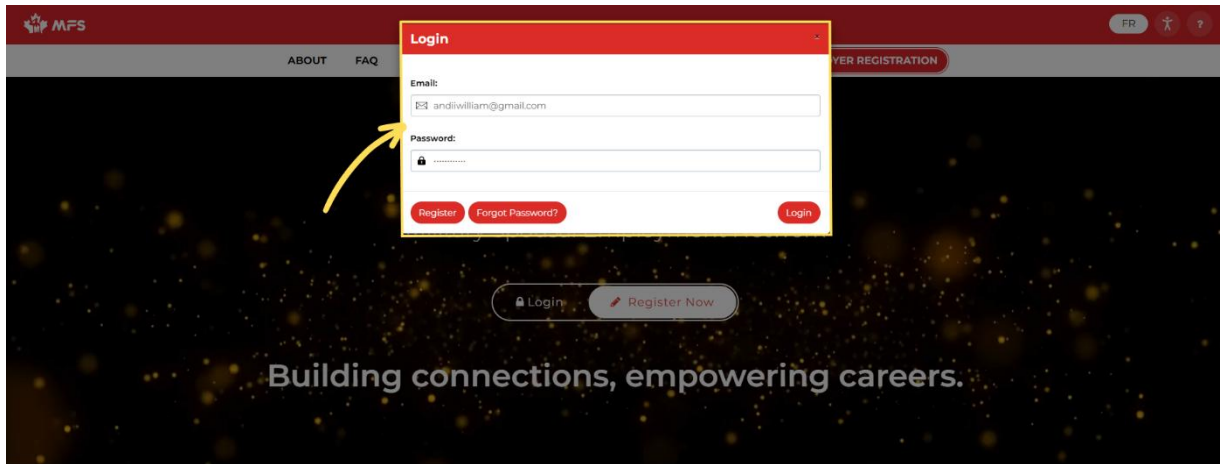


2. **Log-in:** Enter your email address and your MSEN password in the pop-up window. Forgot your password? No problem. Simply click the “Forgot Password” button, enter your email address, click reset and check your inbox for the password reset link. Note that it may take up to 5 minutes to generate the link. Not seeing the link check your spam or junk folder.


To join any virtual event, you must first create a profile on the MSEN, if you have not done so already. Visit [Military Spousal Employment Network](https://msen.vfairs.com) and clicking the ‘register now’ button.



Please note: the platform works best when using Chrome or Edge as your browser



If you're experiencing technical issues, connect with the technical team by clicking on the "HELP" tab on your screen.



3. Click the "Login" button to enter the MSEN platform and join the virtual career fair

