

POCKET HUG

A Pocket Hug is a special way to stay connected with someone you love, even when they're far away. It's like a little reminder of your love that they can carry with them wherever they go. Whether you make it before they leave or send it to them while they're gone, it's a fun way to let them know you're thinking of them.

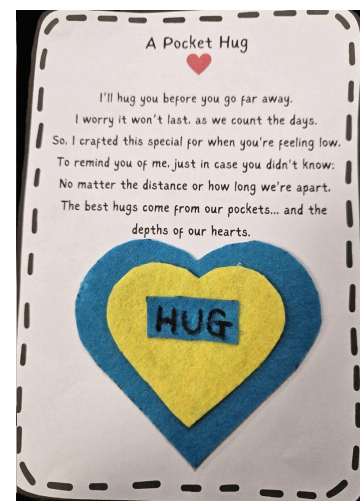
We've included everything you need to make two Pocket Hugs: one for you to keep and one for your loved one to take on their adventure.





Supplies not included:

- Scissors
 - School glue (similar to Elmer's and not a glue stick)
- or
- Children's sewing kit (if you want to try stitching it)
 - Fine tip Sharpie marker
 - Scotch tape (single piece) or a safety pin
 - A grown up to help you

Steps:

1. Cut out the 2 hearts and the rectangle shapes along the dotted line.
2. Trace the outlines of the larger heart and rectangle on one colored square of felt.
3. Trace the smaller heart on the second square of felt.
4. Cut out all three shapes.
5. Glue the smaller heart in the middle of the second heart. Then glue the rectangle in the center of the smaller heart.
6. Write the word HUG on the rectangle shape.
7. Cut out the poem along the solid line.
8. Glue or safety pin the heart below the poem.
9. Give to your deployed or deploying loved one





A Pocket Hug



I'll hug you before you go far away.

I worry it won't last, as we count the days.

So, I crafted this special for when you're feeling low.

To remind you of me, just in case you didn't know:

No matter the distance or how long we're apart.

The best hugs come from our pockets... and the
depths of our hearts.

A Pocket Hug



I'll hug you before you go far away.

I worry it won't last, as we count the days.

So, I crafted this special for when you're feeling low.

To remind you of me, just in case you didn't know:

No matter the distance or how long we're apart.

The best hugs come from our pockets... and the
depths of our hearts.